



LARGE SYNOPTIC SURVEY TELESCOPE

Large Synoptic Survey Telescope (LSST)  
LSST Document

# LSST Science Platform Vision Document

M. Jurić, D. Ciardi, and G.P. Dubois-Felsmann

LSE-319

Latest Revision: 2017-09-11

This LSST document has been approved as a Content-Controlled Document. Its contents are subject to configuration control and may not be changed, altered, or their provisions waived without prior approval. If this document is changed or superseded, the new document will retain the Handle designation shown above. The control is on the most recent digital document with this Handle in the LSST digital archive and not printed versions.

## Abstract

This document defines and describes the “LSST Science Platform”, a set of integrated web applications and services deployed at the LSST Data Access Centers (DACs) through which the scientific community will access, visualize, subset and perform next-to-the-data analysis of the data collected by the Large Synoptic Survey Telescope (LSST).

These services can be broken down to three different aspects: a web **Portal**, designed to provide essential data access and visualization services through a simple-to-use website, a **JupyterLab** environment, that will provide a Jupyter Notebook-like interface enabling next-to-the-data analysis, and an extensive set of **Web APIs** that the users will be able to use to remotely examine the LSST data set using tools they’re already familiar with.

This document lays out the high-level vision for the aforementioned aspects and some associated backend services. It is intentionally brief, and meant to generally guide the flow-down of requirements and development product specifications, prioritization, and plans for the Agile development of the relevant elements of the DM system.



## Change Record

Version	Date	Description	Owner name
	2017-05-22	Initial version	Mario Juric
1.0	2017-09-11	Approved in LCR-1013	Tim Jenness

*Document source location:* <https://github.com/lsst-dmsst/LSE-319>



## Contents

<b>1 Preface</b>	<b>1</b>
<b>2 Introduction</b>	<b>2</b>
2.1 Goals . . . . .	2
2.2 LSST Science Platform Overview . . . . .	2
<b>3 User-facing Services</b>	<b>4</b>
3.1 Web Portal . . . . .	4
3.2 JupyterLab . . . . .	7
3.3 Web APIs . . . . .	9
3.4 Integrated environment . . . . .	10
3.5 Supporting Collaborative Work . . . . .	10
<b>4 Backend Services</b>	<b>11</b>
4.1 Database Services . . . . .	11
4.2 File Services . . . . .	12
4.3 Batch Computing Services . . . . .	12
<b>5 Development Methodology and Prioritization Guidance</b>	<b>12</b>
5.1 Iterative Development Leveraging Existing Technologies . . . . .	12
5.2 Prioritization Guidance . . . . .	13
<b>6 Design for Evolution</b>	<b>15</b>

# LSST Science Platform Vision Document

## 1 Preface

The purpose of this document is to lay out the high-level vision for the **LSST Science Platform (LSP)**, a set of web applications and services through which the scientific community will to access, visualize, interact with, and analyze LSST data holdings. With its companion document – the Data Products Definition Document ([DPDD](#)) – it defines the high-level vision for LSST’s end-user deliverables.

To a future LSST user, this document should illustrate what will be made available to the science community through the LSST Data Access Centers. To LSST builders, it provides direction on how to flow down the LSST System Requirements Document ([LSR](#)) to Data Management requirements ([DMSR](#)) as they pertain to the end-user services provided at the LSST Data Access Centers.

Though under strict change control, this is a living document. LSST will undergo a period of construction and commissioning lasting no less than seven years, followed by a decade of survey operations. To ensure their continued scientific adequacy, the high-level vision for LSST Science Platform will be periodically reviewed and updated.

## 2 Introduction

### 2.1 Goals

The LSST is a facility whose primary mission is to acquire, process, and make available the data<sup>1</sup> collected by its telescope and camera, as well as enable “next-to-the-data” creation of added-value (Level 3) data products (see the [SRD](#) and the [LSR](#)).

This document describes the vision for the services to be put into place to fulfill the “*making available*” and “*Level 3 creation*” aspects of LSST’s mission. Its aim is to present a high-level description of the data access and analysis services provided at the LSST Data Access Centers. It should be read in conjunction with the LSST Data Products Definition Document ([DPDD](#)), which provides the high-level description of LSST data products.

### 2.2 LSST Science Platform Overview

We define the **LSST Science Platform** as a set of web applications and services made available to the scientific community to access, visualize, subset, and perform next-to-the-data analysis of the LSST data set. It represents the integrated set of services that will be offered to LSST users.

The platform exposes the LSST data and services to the user through three primary user-facing “aspects” – the web **Portal**, the **JupyterLab** analysis environment, and a machine-accessible **Web API** interface. These aspects provide three different ways to access the data sets and analysis services provided in the LSST Data Access Centers (Figure 1).

The first, **Portal**, aspect is a web portal designed to provide the essential data access and visualization services through a simple-to-use website. It will enable browsing and visualization of the available datasets in ways the users are accustomed to at archives such as IRSA, MAST, or the SDSS archive. We describe it in more detail in Section 3.1.

The second, **JupyterLab**, aspect will provide a Jupyter Notebook-like interface, and is geared towards enabling next-to-the-data analysis. The user experience will be nearly identical to working with Jupyter notebooks locally, except that computation and analysis will occur with resources provided at the LSST Data Access Center. This is an implementation of the “bring-

---

<sup>1</sup>This includes the raw and processed calibration and engineering data, in addition to the data collected by the science sensors. Because much of LSST science will be systematics limited, access to engineering data will enable a better understanding and correction of subtle instrumental and/or environmental effects.

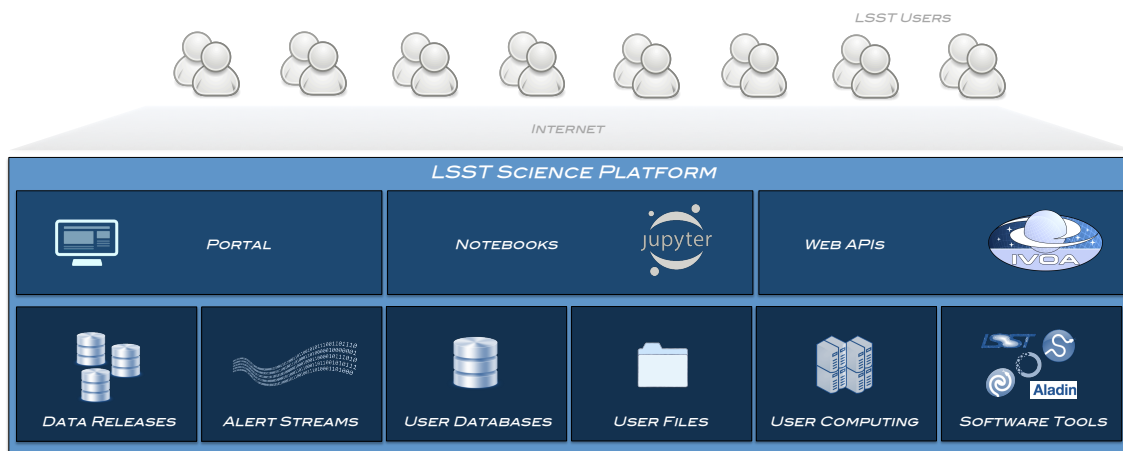


FIGURE 1: A high-level, layered, view of the LSST Science Platform. The LSST data will be exposed to the users through the web Portal, the Jupyter Notebook interface, and machine-accessible Web APIs. The web Portal component will provide the essential data access and visualization services common to present day archives. The Notebook component, based on the Jupyter family of technologies (JupyterHub and JupyterLab) will allow for more sophisticated next-to-the-data analysis. These user-visible services will provide access to the underlying core LSST data sets – the data releases and alert streams – and be supported by the user Database, File Storage, Computing, and Software Tools components. Together, they will enable the users to access, sub-select, analyze, and perform added-value processing of all flavors of LSST Data Products (see text for detail).

ing computation to the data” paradigm: rather than imposing the burden of downloading, storing, and processing (potentially large) subsets of LSST data at their home institutions, we will enable our users to bring their codes and perform their analysis at the LSST DAC. This reduces the barrier to entry and shortens the path to science for the LSST science community. We describe it in more detail in Section 3.2.

The third, **Web API**, aspect of the LSST Science Platform will expose the services offered by the LSST Data Access Centers to other software tools and services using commonly accepted protocols. For example, industry-standard protocols such as WebDAV may be used to expose file data, or Virtual Observatory protocols for access to catalogs or images (TAP and SIAP, respectively). This interface will open the possibility for remote access and analysis of the LSST data set using applications that the users are already comfortable with (eg., such as TOPCAT or libraries like Astropy). Furthermore, the offered APIs will allow for federation with other astronomical archives, bringing added value to the LSST dataset. We describe it in more detail in Section 3.3.

Enabling these user-facing aspects is a set of backend services. The Data Releases will be organized as catalogs kept in relational database management systems, as well as repositories of files. The alert distribution system will facilitate the distribution of Alert Streams to community brokers and end-users (see the [DPDD](#) for details). These services will be complemented by additional User Database, File Storage, and Batch Computing services, as well as pre-installed Software Tools suite. They will provide the computational power, data storage, and analytics capabilities needed to enable LSST data analysis as well as the creation and federation of Level 3 products. We further describe these in Section 4.

Finally, the LSST Science Platform is being envisioned to enable and encourage collaborative work. The capabilities ranging from sharing of derived datasets within smaller groups, collaborations, or with the broader LSST community, to collaborative visualization and editing capabilities expected to become available within the JupyterLab ecosystem (Section 3.5).

## 3 User-facing Services

### 3.1 Web Portal

The **Portal** aspect is a web portal designed to provide the essential data access and visualization services through a simple-to-use website. It is to enable browsing and visualization of the



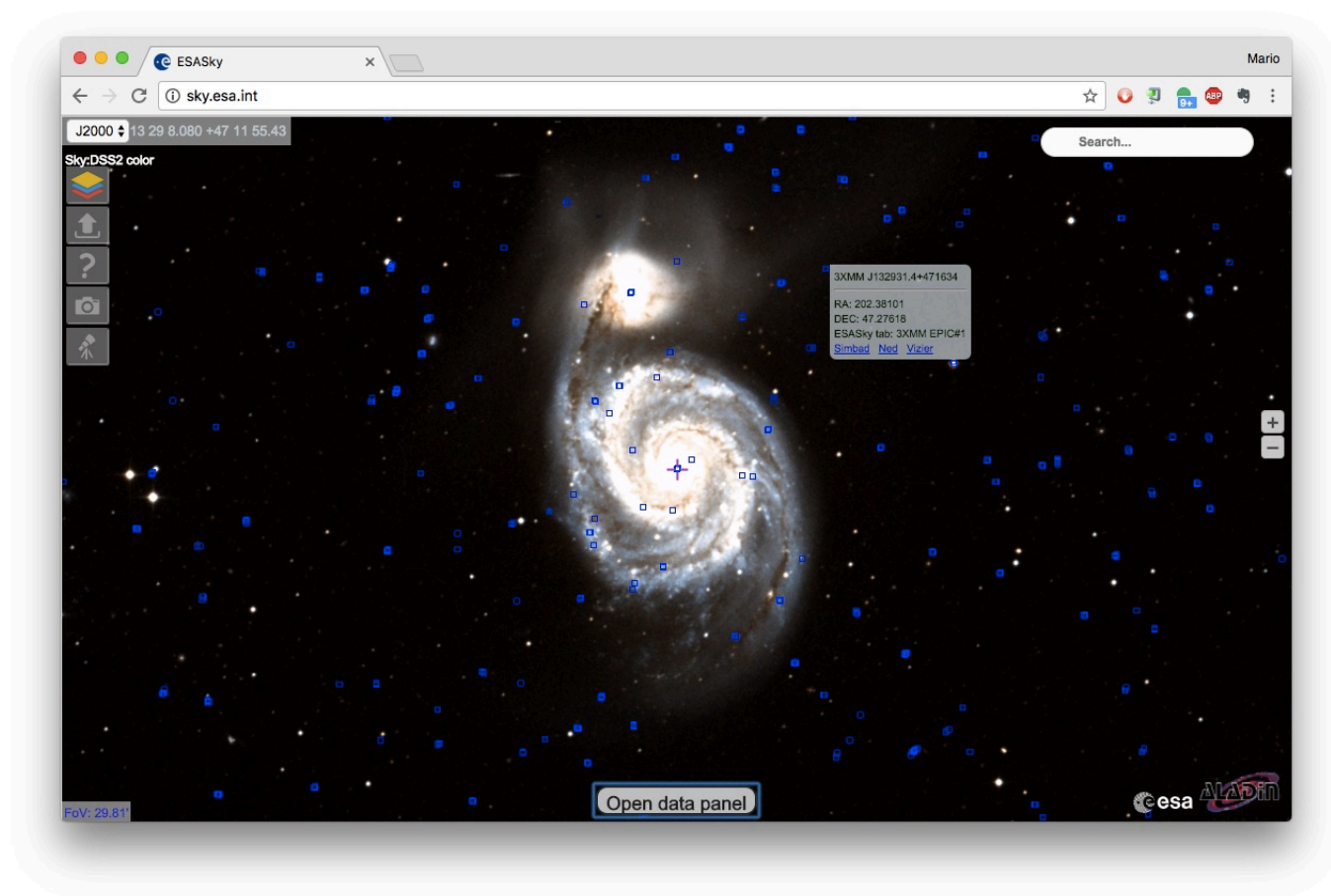


FIGURE 2: The "ESA Sky" web portal interface to ESA Archive holdings. The LSST portal user experience will support similar modern pan/zoom/select metaphor for exploration and visualization of the LSST data set.

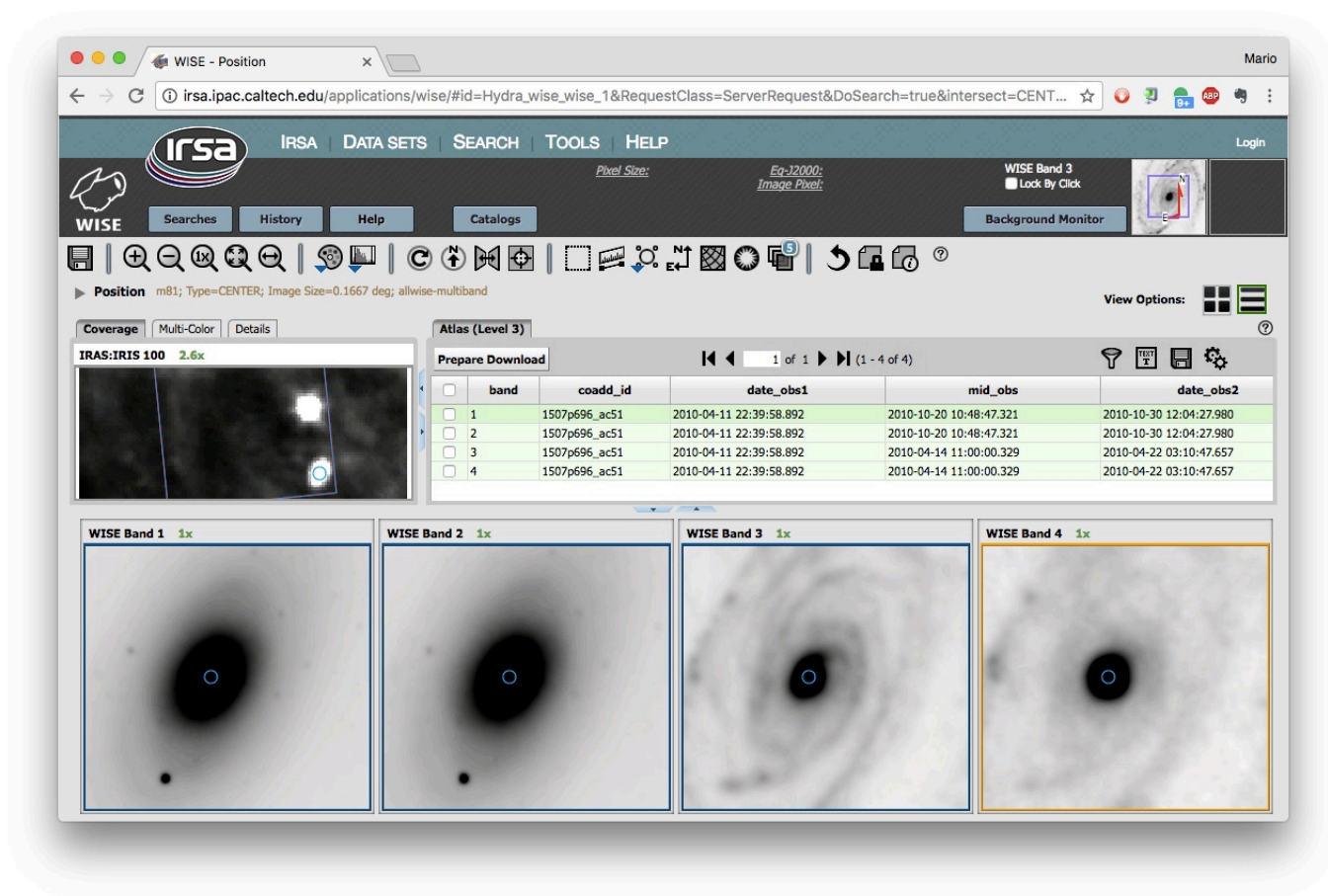


FIGURE 3: The web portal interface to the WISE data set at the Infra-Red Science Archive at IPAC. The LSST portal is being built by extending the Firefly toolkit that powers the IRSA/WISE archive.

available datasets in ways the users are accustomed to at archives such as IRSA, MAST, or the SDSS archive. To those we will add an enhanced level of interactivity in line with expectations for then-contemporary archive portals (similar to that found today in ESASky and the DECaLS Viewer). Examples of the types of user experiences to be offered through the LSST portal are shown in Figures 2 and 3.

Through the Portal, the users will be able to view the LSST images, request subsets of data (via simple forms or SQL queries), store the results of such queries to their personal workspaces, as well as download them. The Portal will also make it possible to construct commonly requested plots, and generally explore the LSST dataset in a way that allows the users to identify and access (subsets of) data required by their science case.

Virtually all LSST users will use the Portal as their first point of entry to access and explore the LSST data set. When developing the Portal, we will therefore **emphasize the user experience and exploratory capabilities**, over analysis features. The latter are expected to be more directly satisfied by the JupyterLab aspect.

### 3.2 JupyterLab

The **JupyterLab** aspect, based on the Jupyter family of technologies (such as JupyterHub and JupyterLab), will be provided to allow for more sophisticated data selection, analysis, and creation of added value (Level 3) data products. A screen capture of a mature prototype of JupyterLab is shown in Figure 4.

The JupyterLab user experience will be nearly identical to working with Jupyter notebooks locally, except that computation and analysis will occur at resources provided at the LSST Data Access Center. This is an implementation of the “bringing analysis to the data” paradigm: rather than imposing the burden of downloading, storing, and processing (large) subsets of LSST data at their home institutions, we will enable our users to bring their codes and perform their analysis at the LSST DAC. We expect this will reduce the barrier to entry and shorten the path to science for the LSST science community.

We will provide JupyterLab instances to LSST users in an environment carrying a library of preinstalled commonly used and useful software tools: Astropy, the LSST science pipelines, Anaconda Scientific Python Distribution, and others. The users will be able to upload and install their own tools as well. Non-trivial shared computing cluster resources will be accessible through this environment as well, enabling Level 3 data products generation.

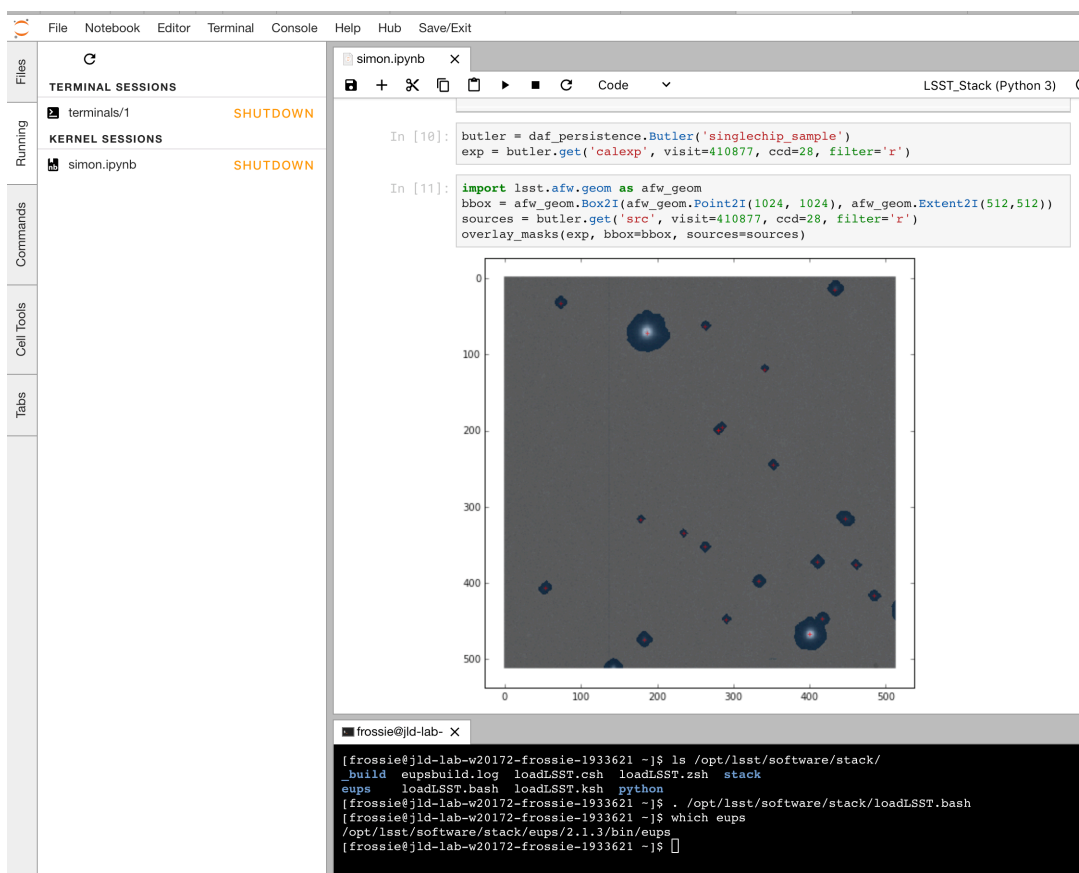


FIGURE 4: A screen capture of the JupyterLab interface running LSST image processing code within a notebook.

The JupyterLab aspect of the science platform will play a key role in commissioning, quality assessment, and science validation of the as-built system. It will be the primary method of performing interactive analysis of acquired data (e.g. adjusting and executing prepared notebooks driving commissioning tasks), as well as commanding the batch resources to execute larger processing tasks. Due to this, we expect the JupyterLab aspect to reach maturity earlier than the others, and certainly in time for commissioning.

### 3.3 Web APIs

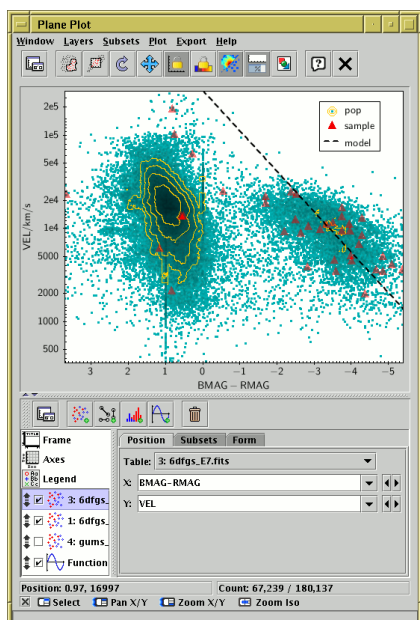


FIGURE 5: A screen capture of Tool for OPERations on Catalogues And Tables (TOPCAT), that is capable of remotely accessing catalogs using VO protocols. Tools such as these will be able to directly access the data sets served by the LSST DACs (figure credit: Mark Taylor, <http://www.star.bris.ac.uk/~mbt/topcat/sun253/sun253.html>).

Backend Platform services – such as access to databases, images, and other files – will be exposed through machine-accessible web APIs. These will serve the data using community-accepted formats and protocols, making it easy to remotely access the LSST data and DAC services. Furthermore, to ensure maximal exposure of the DAC services through the Web APIs, the other two aspects of the Platform – Portal and JupyterLab – will internally access the LSST datasets using the same Web APIs to the greatest extent possible.

Exposing the LSST data through Virtual Observatory interfaces plays a particularly important role. It will allow the discoverability of LSST data products from within the Virtual Observatory, federation of the LSST data set to other archives, and enable the use of widely utilized

tools such as TOPCAT or DS9 by the end-users. The latter will further lower the barrier to access to LSST data, shortening the path to science. It will also allow these tools to be used in commissioning.

While this document does not proscribe a full set of protocols and formats to expose the LSST data, VO Simple Cone Search and TAP (for catalogs) and SIAP (for images) must be supported.

### 3.4 Integrated environment

All aspects of the LSST Science Platform are intended to be *well integrated*, enabling a seamless workflow so the users to be able to move back and forth between them as needs dictate. The aim is to enable a user to find or create data in one Platform aspect, and view or analyze that data in another.

As an example of how these connections can aid a user in exploring the LSST data, data queries will be shareable across the Portal and JupyterLab. This will allow a user to build a query using the Portal query builder widget, view the (possibly preliminary) results by browsing it there, and then access the final results from a JupyterLab notebook or a remotely connected client (e.g. TOPCAT) for further analysis. The reverse flow will also be enabled; a user can code and submit a complex SQL query in the Notebook, and then browse and visualize the results in the Portal.

By making the environments integrated, we allow for a shallower learning curve and a gradual transition to more complex environments at the point they are needed. For example, a user may begin interacting with the LSST dataset using the Portal but may ultimately reach the limitations of selection tools exposed through that aspect. The integrated nature of the platform will allow such a user to switch to JupyterLab, and continue working on the data analysis started in the Portal. There, they will be able to import the analysis artifacts (e.g. catalog subsets) as standard Python objects (eg., as `astropy.table`).

### 3.5 Supporting Collaborative Work

The LSST Science Platform will provide support for collaborative work at two levels:

- **Shared workspaces:** Creation and sharing of data sets – catalogs, images, queries, and other data products – within a pre-defined group (eg., a research group at a university, or a large science collaboration). Such groups would have access to a shared virtual



“workspace” within the LSST DAC. This workspace will include shared files, shared catalogs (stored in user databases) as well computing cycles allocated to the group as a whole. This shared workspace will be equally “visible” from all three aspects of the platform – e.g., uploads to the workspace will be possible either through a form in the Portal, from JupyterLab, or using a file transfer client.

- **Shared editing:** We look to offer a “Google Docs”-like collaborative editing, visualization, and data analysis capabilities, *if and when these technologies become available in upstream products*. At present, collaborative editing is on the development roadmap for Jupyter Notebooks, and will be included into our JupyterLab aspect as it reaches production quality.

The levels of support for collaboration described above are responsive to the large majority of user needs identified by end-user focus groups in R&D. At the same time, they minimize the technical risks by leveraging widely used and well understood technologies (SDSS-like MyDB user databases, backend authentication & authorization mechanisms, VO protocols, Jupyter).

## 4 Backend Services

The user-facing aspects of the LSST Science Platform will be built on top of a number of back-end services that can roughly be divided into three categories: **database services**, **file services**, and **batch computing** services (bottom row of Figure 1). The details of these services are described in the Data Management Design Document (LDM-148) and other associated documents; here, we only provide the high-level guidance as to the capabilities which these services will need to expose to the user (through the three aspects).

### 4.1 Database Services

Key LSST catalog data products (both for Level 1 and Level 2) will be stored in relational databases and made available for querying by users using the Structured Query Language (SQL) as well as Astronomical Data Query Language (ADQL). These products, and expectations surrounding their schemas, are further described in the [DPDD](#).

Besides serving the LSST catalogs, LSST databases will also provide a per-user database space allocation. Within this allocation, end-users (including groups) will be able to store selected or transformed subsets of the LSST dataset, or upload related datasets for joining to the LSST

dataset. The size of this allocation is determined by the [SRD](#) requirement to provide 10% of total LSST computing and storage resources to LSST users.

## 4.2 File Services

LSST Science Platform will also provide a per-user file space allocation. End-users (including groups) may use this allocation to upload code, store selected or transformed subsets of the LSST dataset (e.g., images), and in general keep files needed to support their data analysis work. Note that some of this space may be provided in form of an object store, rather than a file system with POSIX-like semantics.

The size of this allocation is determined by the [SRD](#) requirement to provide 10% of total LSST computing and storage resources to LSST users.

## 4.3 Batch Computing Services

Analysis performed through the Portal, JupyterLab, and Web API will be served by a shared computing cluster. This cluster will be managed by a workload management system that ensures resources are allocated to individual users or groups based on pre-determined operational policies. The size of the batch computing resource is determined by the [SRD](#) requirement to provide 10% of total LSST computing and storage resources to LSST users.

The users will be able to launch jobs on the batch computing cluster primarily utilizing the APIs exposed through the JupyterLab and Web API aspects of the LSST Science Platform. Some functionality exposed through the Portal may potentially utilize the batch computing cluster as well.

# 5 Development Methodology and Prioritization Guidance

## 5.1 Iterative Development Leveraging Existing Technologies

The services constructed for the LSST Science Platform will be developed following the iterative Agile methodology. While most of LSST software development follows this approach, adopting it is especially advantageous for user-facing services. There, iterative development and nearly continuous stakeholder feedback can provide guidance as to the details of features to be implemented, the continued validity of the approach taken, and the expected focus of



intermediate milestones.

The development of the Portal, JupyterLab, as well as Web API aspects will start from significant existing code bases and prior art. This is a deliberate approach designed to minimize technological risk and leverage end-user familiarity with these interfaces. The latter also reduces the barrier to user adoption of the products eventually delivered for LSST.

The **Portal** is based on existing, production quality, archive portal interface developed at IRSA/IPAC – the *Firefly* toolkit. The primary challenge is integrating the existing Firefly code, and updating the user experience to conform to anticipated user expectations (e.g., supporting all-sky maps and pan/zoom/click-type exploration). Consistent with the general philosophy, DM should look at achieving the necessary upgrades by re-using existing well-known libraries and tools (e.g. Aladin Lite).

The **JupyterLab** environment will be based on the open-source JupyterLab product delivered and maintained by the Jupyter team. The development of the JupyterLab aspect of the LSST Science Platform will focus on deployment and integration with the LSST-specific backend services and other aspects of the platform, rather than developing new or radically different features within the JupyterLab product.

Finally, the **Web API** aspect is envisioned as implementing existing, widely-adopted, community protocols (e.g. such as those from Virtual Observatory suite of protocols and standards). Similarly to other aspects, it will benefit from leveraging existing codes and libraries wherever appropriate.

## 5.2 Prioritization Guidance

Here we give some overall feature prioritization guidance, to enable the construction of initial (mostly functional) requirements and intermediate development milestones.

Portal aspect:

1. Deployment of the initial Firefly back-end within the (prototype) LSST Data Access Center at NCSA.
2. Integration of the initial Firefly front- and back-ends with LSST Science Platform backend services. For example, this includes the authentication and authorization mechanisms, relational databases, file stores, etc.

3. User experience improvements, such as addition of all-sky maps with pan/zoom/select navigation metaphors, modernization of the look-and-feel, streamlining of the UI and deprecation of rarely used widgets. **Once this level of functionality is met (at scale), the Portal aspect will have achieved the minimum level of viability for deployment to operations.**
4. Improved user workflow integration with other aspects of the LSST Science Platform. For example, it should be possible to begin data exploration in the Portal (e.g., by interactively selecting data sets) and seamlessly transfer the sub-selected catalogs and images to the JupyterLab environment for further, more complex, analysis using provided Python libraries.
5. Addition of new widgets and abilities to the Portal, that address most requested and broadly useful end-user needs.
6. Widget-level integration with JupyterLab.

#### JupyterLab aspect:

1. Deployment of the initial JupyterLab product within the (prototype) LSST Data Access Center at NCSA.
2. Integration of the JupyterLab product with LSP backend services, most notably authentication and authorization, user management, databases, and file stores. **Once this level of functionality is met (at scale), the JupyterLab aspect will have achieved the minimum level of viability for deployment to commissioning and operations.**
3. Development of libraries and utilities to ease the submission of user-written code from Jupyter notebooks to the batch compute system.
4. Creation and curation of a library of 3rd party code that will be made available to LSP end-users.

#### Web APIs:

1. Development and deployment of initial data access APIs needed to satisfy the back-end needs of the Portal and JupyterLab aspects. These may not yet "speak" the final, standards-compliant, protocols.

2. Integration of the Web API aspect with LSP backend services, most notably authentication and authorization, user management, databases, and file stores.
3. Deployment of critical protocols (including SCS, TAP, SIA, SODA, VOEvent streaming support, and VO Registry support) at commonly-encountered levels of standards compliance (eg., the most commonly used ADQL features). **Once this level of functionality is met (at scale), the Web API aspect will have achieved the minimum level of viability for deployment to operations**
4. Deployment of standards-compliant protocols throughout the Web API aspect, and integration with all other elements of the Platform.

It is assumed that the development of backend services will be driven by the needs of the front-end aspects.

## 6 Design for Evolution

This document captures DM's response to our best estimate of what the expectations of LSST users are likely to be, starting with LSST Commissioning and through the first few years of LSST Operations.

Through a decade of operations, it is likely that both the user expectations will change, as well as the technologies available to respond to them. For example, the emergence of Jupyter as the dominant mode of remote data analysis in the astronomical community has caused the present vision and design of the LSST Science Platform to be markedly different than the original conceptual design of the Science User Interface and Tools (LDM-131). There is no reason to believe that similar shifts will not happen in Operations as well.

The LSST will therefore proactively design the LSST Science Platform services with such an evolution in mind, to a degree permitted by the available budget and schedule constraints. An example of such design for evolution is the concept of loosely coupled aspects itself (the Portal, JupyterLab, and Web APIs), that all expose different views of the same underlying data model and workspace. Design principles like these will allow for additions of new LSST Science Platform aspects (e.g., a different Jupyter-like technology, should one emerge), replacements of aspects (e.g., migrating to a different Portal technology), as well as retirement of aspects that are not widely used.

## References

- [1] **[LSE-29]**, Claver, C.F., The LSST Systems Engineering Integrated Project Team, 2017, *LSST System Requirements (LSR)*, LSE-29, URL <https://ls.st/LSE-29>
- [2] **[LSE-61]**, Dubois-Felsmann, G., Jenness, T., 2018, *LSST Data Management Subsystem Requirements*, LSE-61, URL <https://ls.st/LSE-61>
- [3] **[LPM-17]**, Ivezić, Ž., The LSST Science Collaboration, 2018, *LSST Science Requirements Document*, LPM-17, URL <https://ls.st/LPM-17>
- [4] **[LSE-163]**, Jurić, M., et al., 2017, *LSST Data Products Definition Document*, LSE-163, URL <https://ls.st/LSE-163>
- [5] **[LDM-148]**, Lim, K.T., Bosch, J., Dubois-Felsmann, G., et al., 2018, *Data Management System Design*, LDM-148, URL <https://ls.st/LDM-148>